




Memory



Bastelanleitung

- Drucken Sie die Vorlage 2 Mal



- Kleben Sie die Vorlagen auf eine feste Unterlage




- Schneiden sie die Vorlage auf der roten Linie auseinander




Spielanleitung


- Ziel dieses Spiel ist es gleiche Paare zu finden.
- Zu Beginn sieht man ganz kurz die Bilder aufgedeckt.
- Jetzt heißt es gut merken.
- Wenn die Bilder wieder verdeckt sind, muss man die Paare aufdecken, indem man sie anklickt.
- Sind zwei richtig, bleiben sie aufgedeckt.
- Bei mehreren Spielern erhält der das Paar, der es gefunden hat
- Und er darf noch einmal 2 Karten aufdecken
- Gewonnen hat derjenige, der die meisten Karten hat




Drucken




Drucken




**Aufzählungs-
zeichen**




**Aufzählungs-
zeichen**




Öffnen




Öffnen




Zentriert




Zentriert




Neu




Neu




Linksbündig




Linksbündig




Tabelle




Tabelle




Unterstreichen




Unterstreichen




Schatten



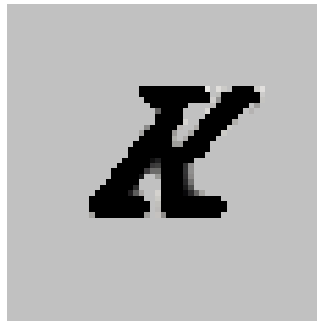
Schatten



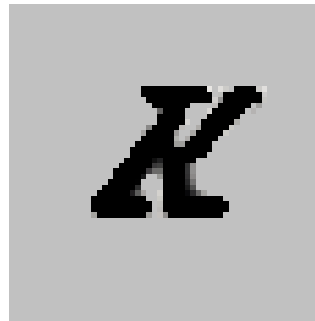
Fett




Fett




Kursiv



Kursiv



Einfügen



Einfügen




Kopieren




Drucken




Rechtsbündig




Rechtsbündig




Format übertragen



Format übertragen




Nummerierung



Nummerierung



Rückgängig




Rückgängig




Speichern




Speichern




Vorwärts




Vorwärts




Spalten




Spalten



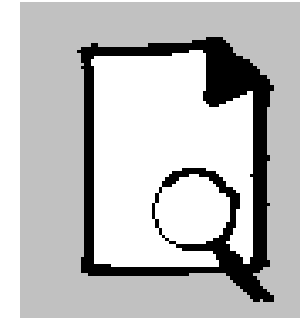
Rechtschreibung




Rechtschreibung




Seitenansicht



Seitenansicht




Ausschneiden



Ausschneiden



Schriftfarbe



Schriftfarbe
